

FACT SHEET



HUNTER DOUGLAS LIMITED
ABN 98 009 675 709

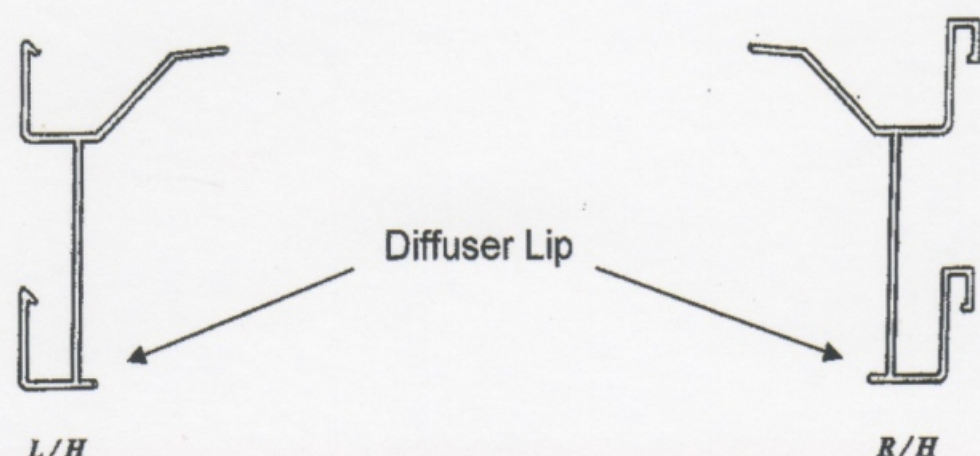

Insulmax Insulated Roof Panel ~ ADDITIONAL OPTIONS

INTEGRATED NATURELITE SYSTEM

The Hunter Douglas exclusively designed Naturelite Adaptors (left & right 'pair' of extrusions) are provided to adapt standard HD Naturelite strips to 55mm Insulmax Insulated Roof Panels.

Roof coverage (including the left and right adaptors) is approximately 190mm.

A small (3mm) lip is provided to support a light diffuser (not provided) if required. This unique feature is an excellent benefit.

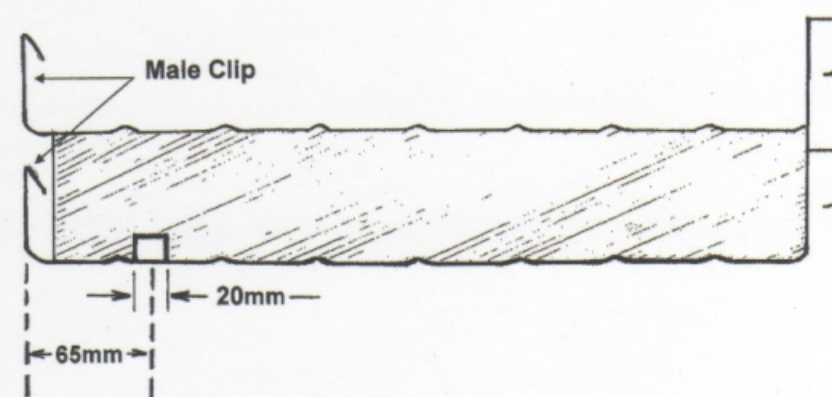


CONCEALED CONDUIT GROOVE


For easy fitting of electrical cable for lighting etc. this feature is purposely created within the specified number of panels at the time of manufacture.

The conduit groove is approx. 20mm x 20mm and runs through the entire length of the panel, above the bottom skin, and is centred at 65mm from the edge of the male clip.

CROSS SECTION OF PANEL



FACT SHEET



HUNTER DOUGLAS LIMITED
ABN 98 009 675 709

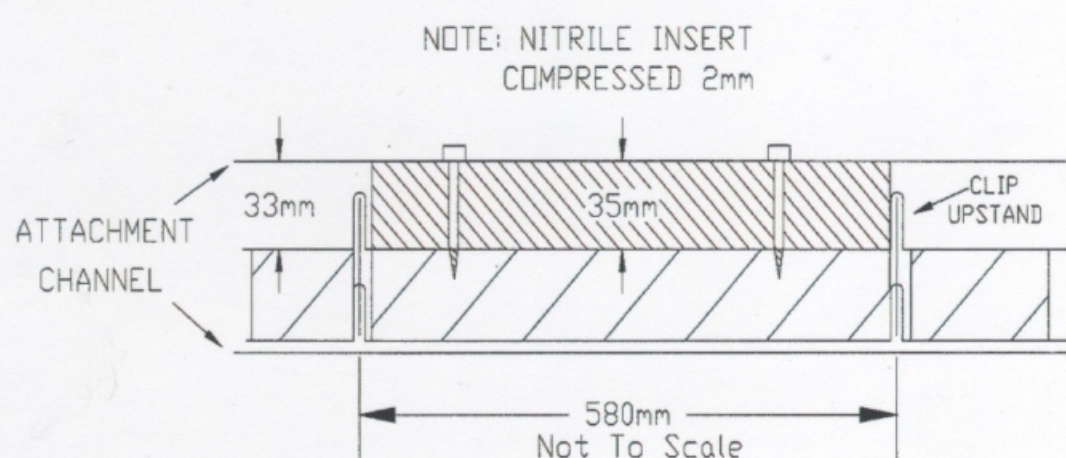
Insulmax Insulated Roof Panel ~ ADDITIONAL OPTIONS

NITRILE FOAM INSERTS

ATTACHMENT CHANNEL INSERT

This nitrile foam insert is recommended to seal the point at which the top (roof) skin of the panel enters the attachment channel. This prevents water being blown back into the attachment channel, which could result in leaks.

Manufactured from cross-linked polymer foam and UV resistant, the insert is 575mm x 35mm and is designed to be compressed into the space between the clips.



NATURELITE INSERT

A nitrile foam insert to weatherproof where the Naturelite and the adaptors enter the attachment channel.

Supplied in two parts, for placement both under and over the Naturelite, it is made only for 55mm panel.

Seal with silicone.

